



Creating the World: Days 3 & 4

Lesson Aim: To know how God filled
the heavens and the earth.

THE WORSHIP

Who God is: The God Who Creates

THE WORD

Bible Story: Genesis 1:9-19

What He has done: God made the land, sea, sun, moon, stars, plants, trees, and flowers.

AGES 2-5 CRAFT: PLACE IN SPACE

Purpose: To review days 3 & 4 of creation.

Supplies: Sturdy paper (white, green, and dark blue), crayons or markers, glue, optional: star stickers, round or fruit stickers

Prepare: On green sturdy paper, print the last sheet of the template that says: **"God saw that it was good." Genesis 1:10.** Cut a strip with the Bible memory verse for each child. On sturdy white paper, print and cut a set of shapes (oval for the sea, tree top, tree trunk, sun, moon, 2 apples, 2 stars) for each child. Optional: Print and cut out a set of color apples and stars for each child.

Time or supplies are short? Print a copy of page 5 with the tree, sun, moon, sea, and Bible memory verse. Allow children to color the page and draw in apples and stars. Or, children can draw and color their own picture of God's creation on days 3 & 4.



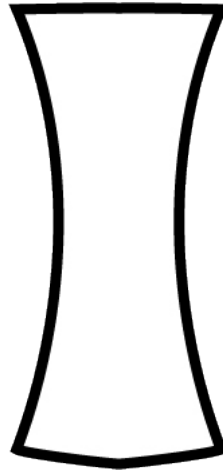

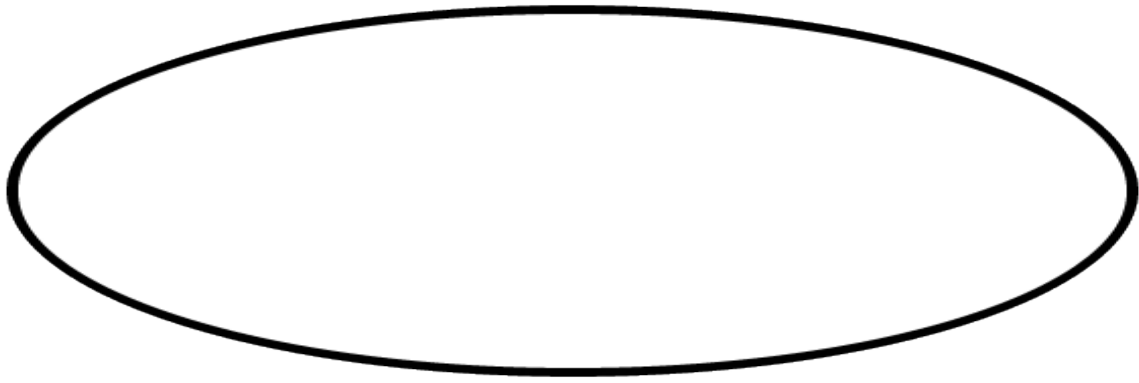
Optional: Use only sturdy white paper and allow children to color the land and the sky. White or silver sequins may be substituted for the star stickers. The fruit may be drawn on the tree.


Directions:

1. Lay a piece of standard-size dark blue paper in landscape (horizontal) position.
2. **On the third day, God made the land and the seas and He saw that it was good.**
3. Attach the green strip of paper across the bottom of the page for land.
4. Attach the oval on top of the land for the seas.
5. **Then, God filled the land with plants and fruit trees.**
6. Attach the tree trunk and tree top.
7. Decorate the tree with fruit (add fruit or draw circles with crayons or markers).
8. **Then, God made the sun and the moon and the stars. He put them wherever He chose.**
9. Attach the sun, moon, and stars anywhere in the sky.

Craft Discussion:

- **Where did you choose to put things on your paper? Why?** Give each child a chance to share his or her picture with the class.
- **What did God say about His work after He made it?** ("It was good.")
- **Everything God made was good. God sees your artwork now. He sees it is good! How does that make you feel?** (Children respond.)





"God saw that it was good."


Genesis 1:10

"God saw that it was good."

Genesis 1:10

"God saw that it was good."

Genesis 1:10



"God saw that it was good."

Genesis 1:10

CRAFT SAMPLE

